

Edexcel GCSE

Mathematics (Linear) – 1MA0



DRAWING

QUADRATIC GRAPHS

Materials required for examination

Ruler graduated in centimetres and millimetres, protractor, compasses, pen, HB pencil, eraser.
Tracing paper may be used.

Items included with question papers

Nil



Instructions

Use black ink or ball-point pen.

Fill in the boxes at the top of this page with your name, centre number and candidate number.

Answer all questions.

Answer the questions in the spaces provided – there may be more space than you need.

Calculators may be used.

Information

The marks for each question are shown in brackets – use this as a guide as to how much time to spend on **each** question.

Questions labelled with an **asterisk** (*) are ones where the quality of your written communication will be assessed – you should take particular care on these questions with your spelling, punctuation and grammar, as well as the clarity of expression.

Advice

Read each question carefully before you start to answer it.

Keep an eye on the time.

Try to answer every question.

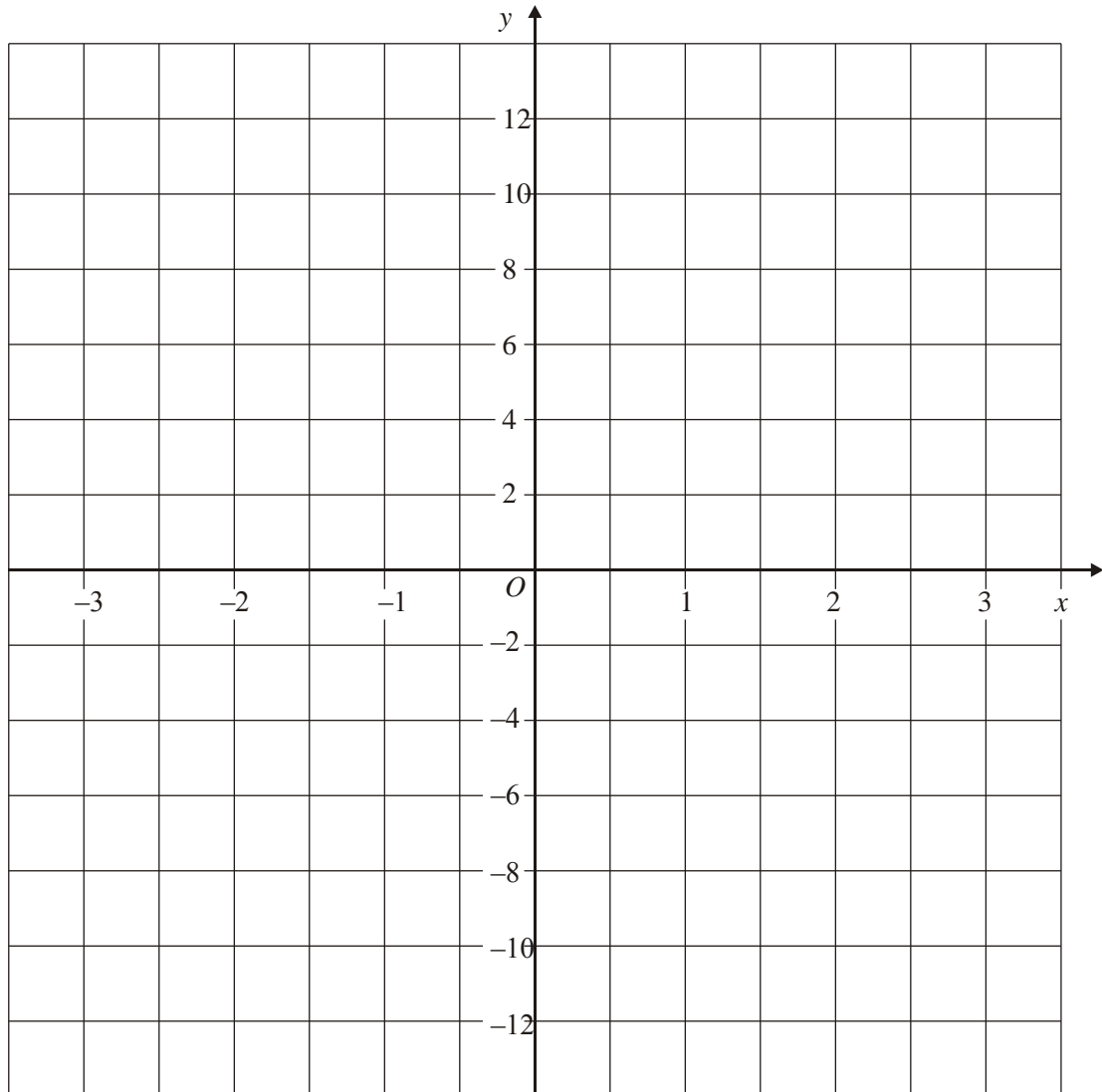
Check your answers if you have time at the end.

1. (a) Complete the table of values for $y = x^2 + x$.

x	-3	-2	-1	0	1	2	3
y	6	2		0		6	

(2)

- (b) On the grid, draw the graph of $y = x^2 + x$.



(2)

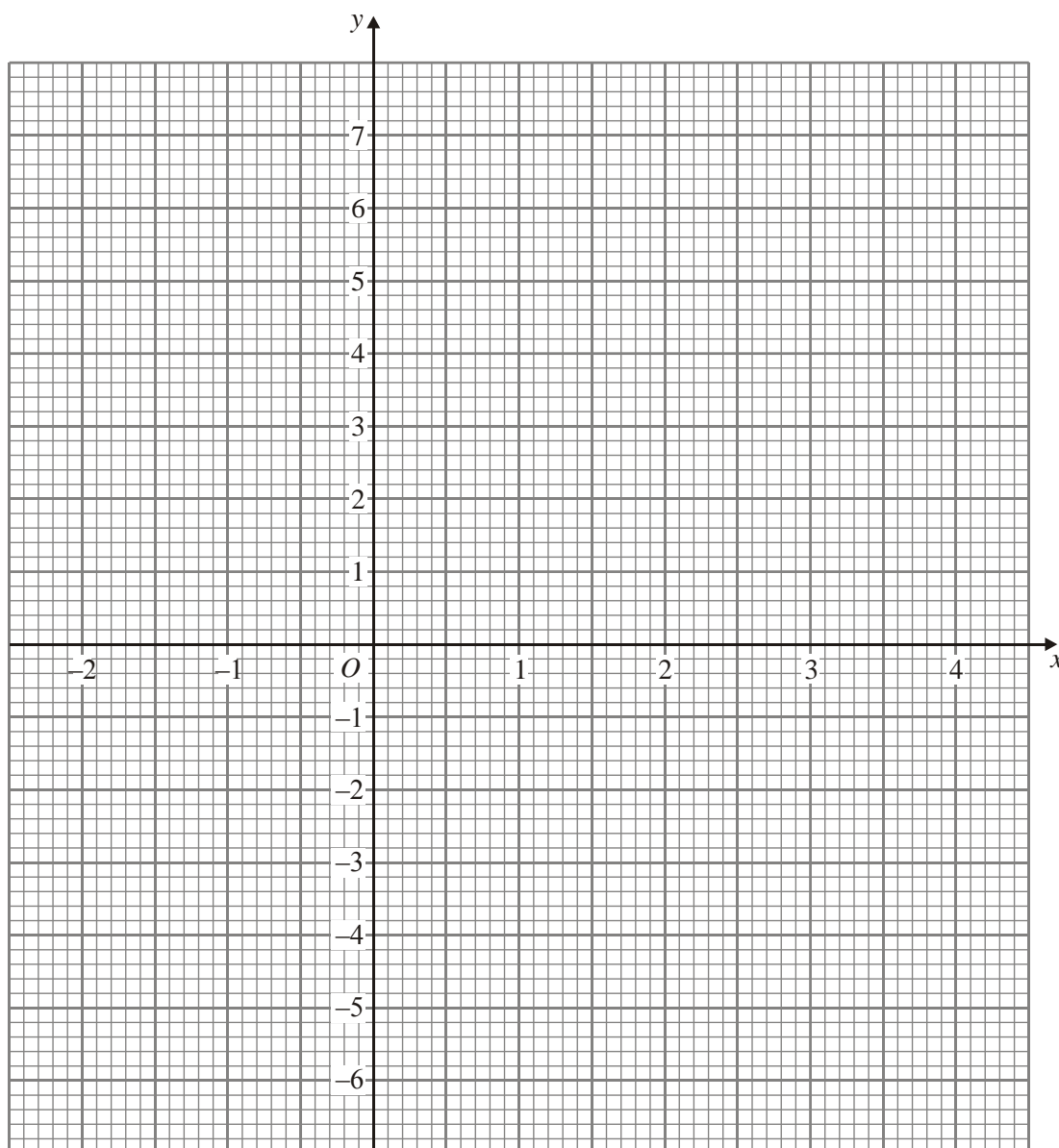
(Total 4 marks)

2. (a) Complete the table for $y = x^2 - 2x - 4$

x	-2	-1	0	1	2	3	4
y	4		-4	-5		-1	

(2)

- (b) On the grid, draw the graph of $y = x^2 - 2x - 4$



(2)

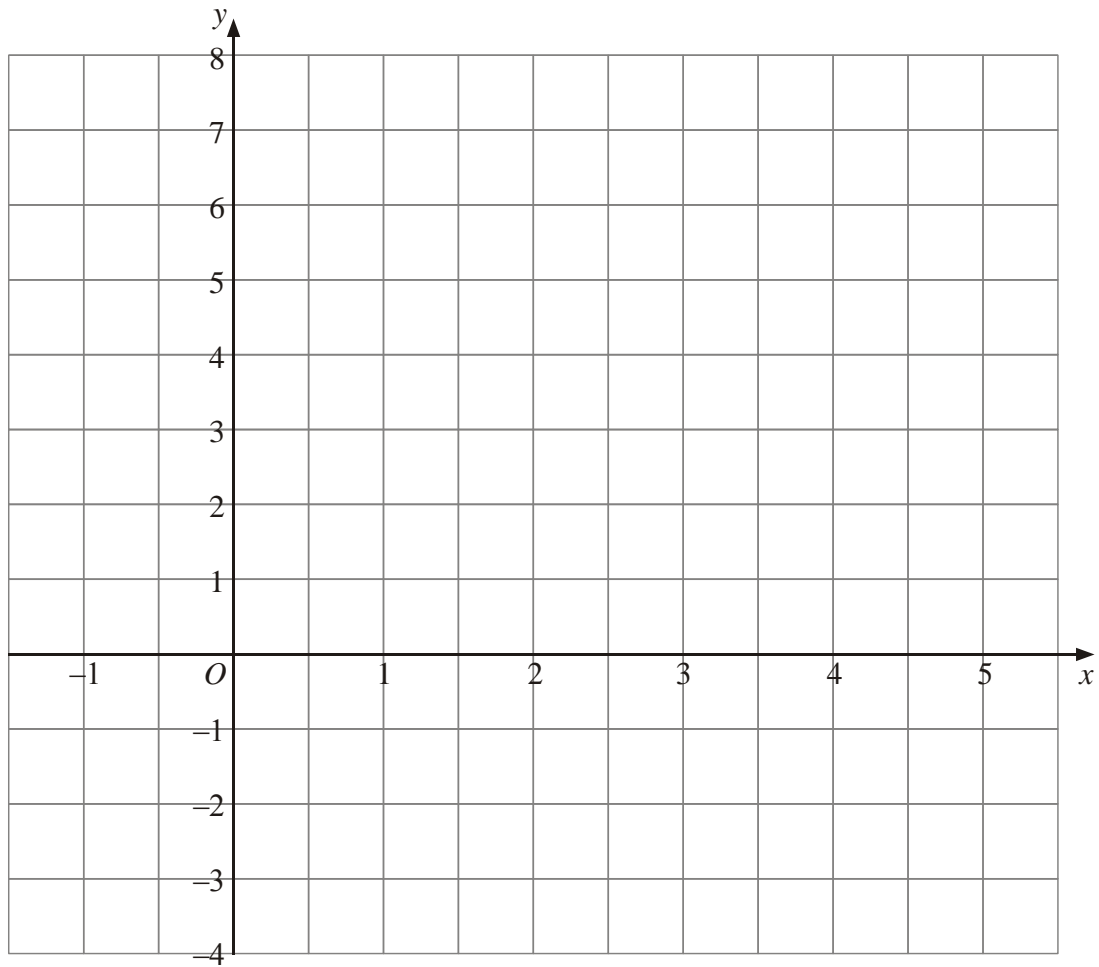
(Total 4 marks)

3. (a) Complete the table of values for $y = x^2 - 4x + 2$

x	-1	0	1	2	3	4	5
y		2	-1		-1		7

(2)

- (b) On the grid, draw the graph of $y = x^2 - 4x + 2$



(2)

(Total 4 marks)

4. (a) Complete the table of values for $y = x^2 - 3x - 1$.

x	-2	-1	0	1	2	3	4
y		3	-1	-3			3

(2)

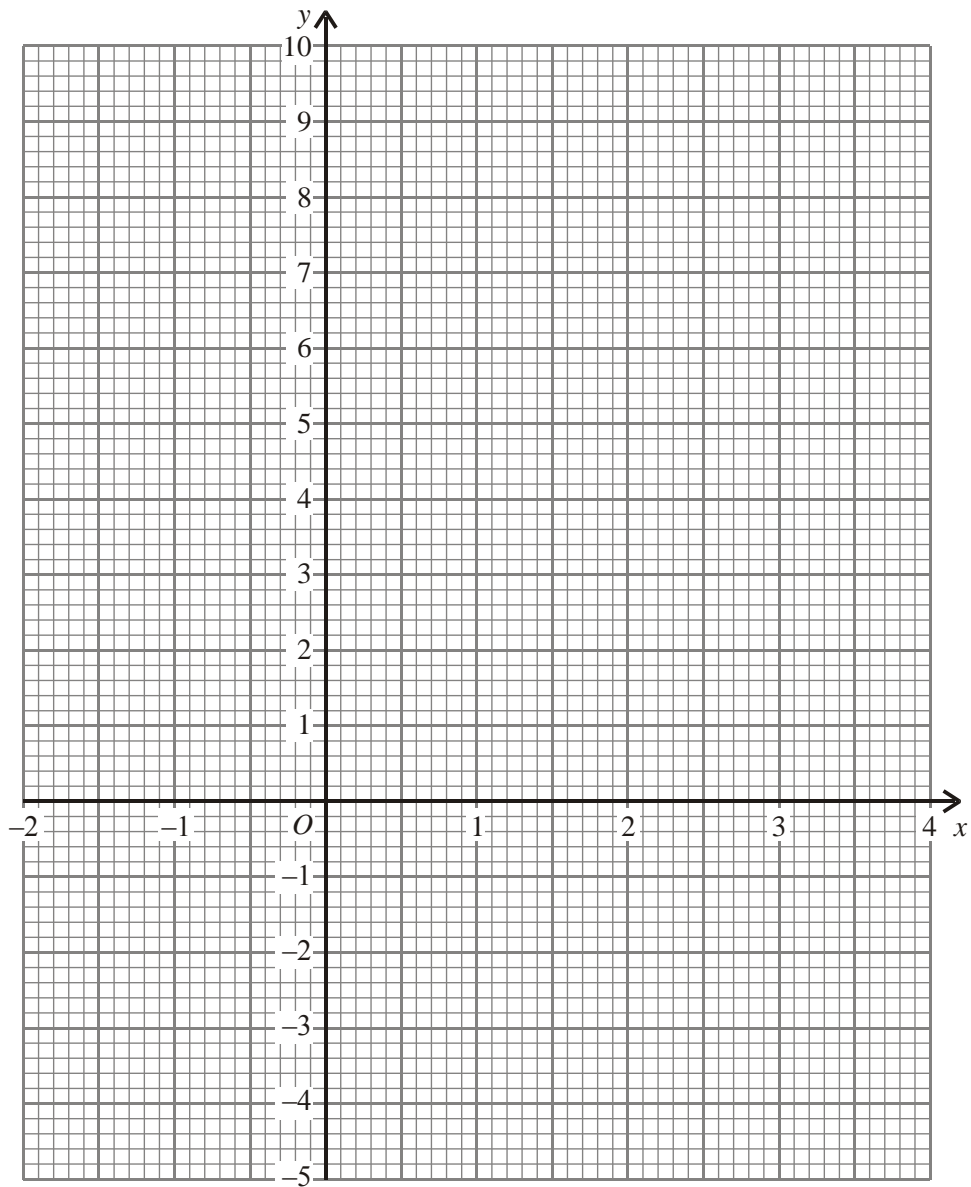
- (b) On the grid below, draw the graph of $y = x^2 - 3x - 1$.

(2)

- (c) Use your graph to find an estimate for the minimum value of y .

.....

(1)



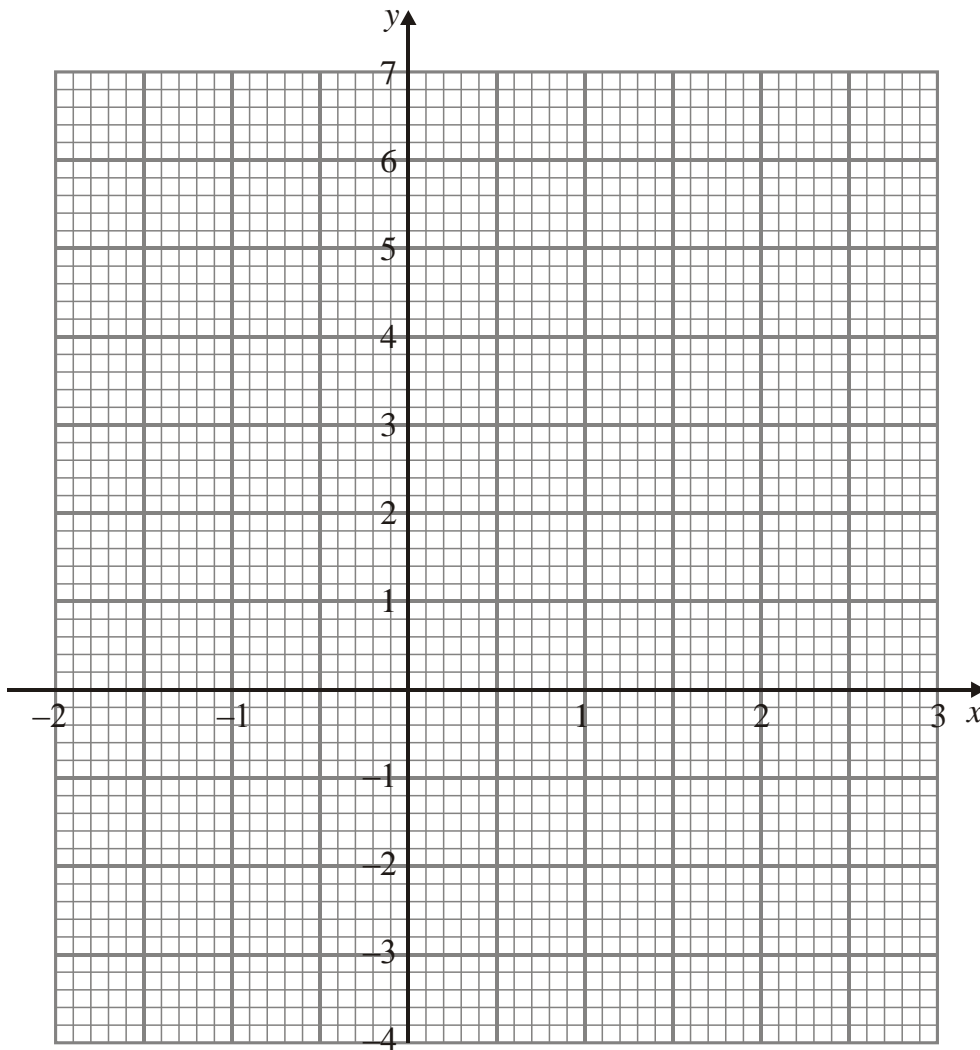
(Total 5 marks)

5. (a) Complete the table of values for $y = x^2 - 3$

x	-2	-1	0	1	2	3
y	1		-3	-2		

(2)

- (b) On the grid, draw the graph of $y = x^2 - 3$



(2)
(Total 4 marks)


6. (a) Complete the table for $y = x^2 - 3x + 1$

x	-2	-1	0	1	2	3	4
y	11		1	-1		1	5

(2)

- (b) On the grid below, draw the graph of $y = x^2 - 3x + 1$

(2)



- (c) Use your graph to find an estimate for the minimum value of y .

$y = \dots\dots\dots$

(1)

(Total 5 marks)

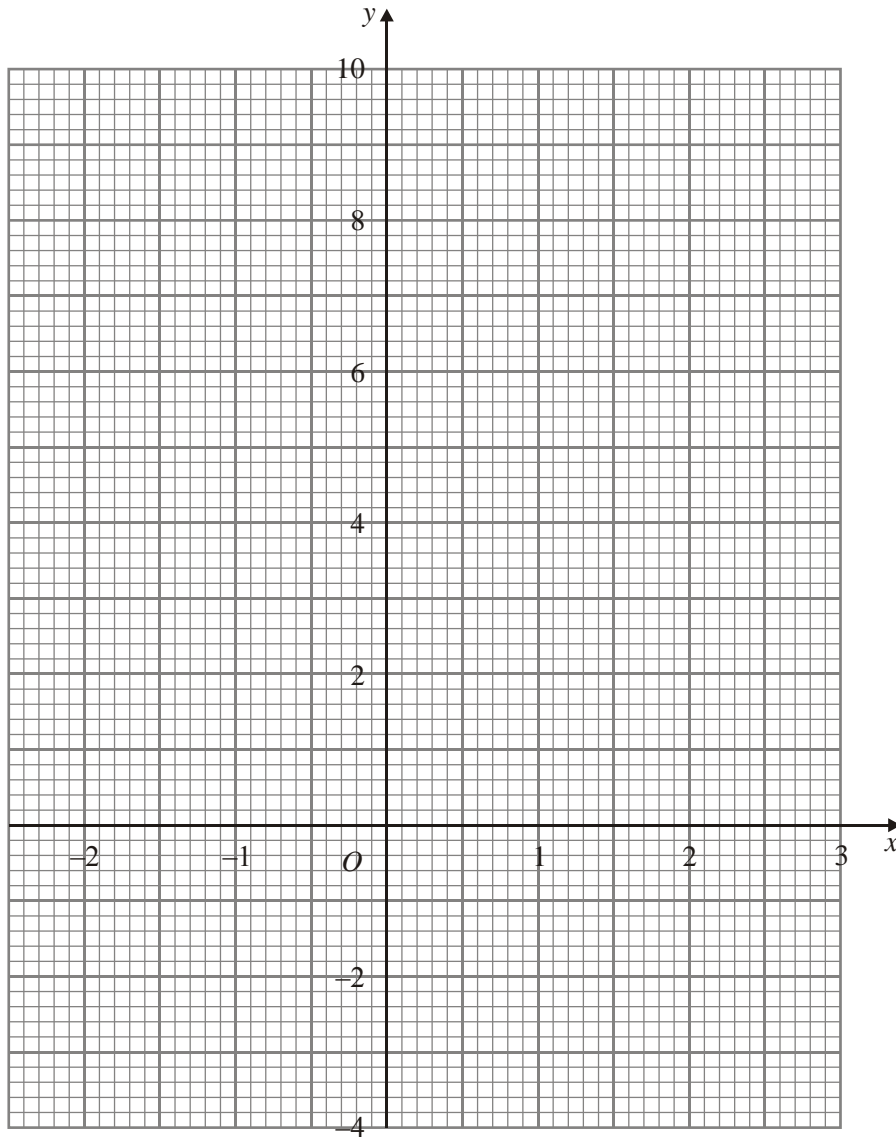
7. (a) Complete the table of values for $y = x^2 - 3x - 1$

x	-2	-1	0	1	2	3
y		3	-1	-3		

(2)

- (b) On the grid, draw the graph of $y = x^2 - 3x - 1$

(2)



(Total 4 marks)